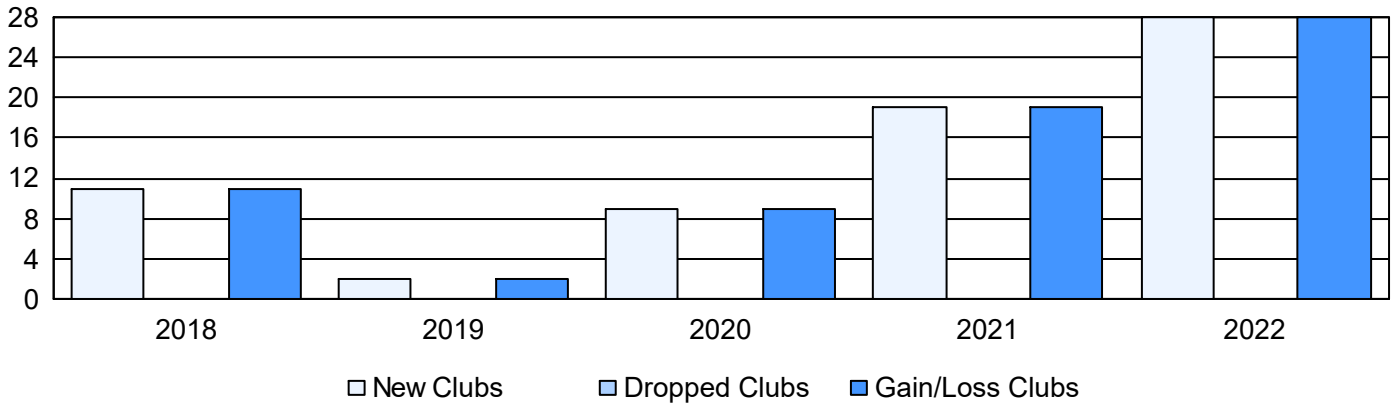
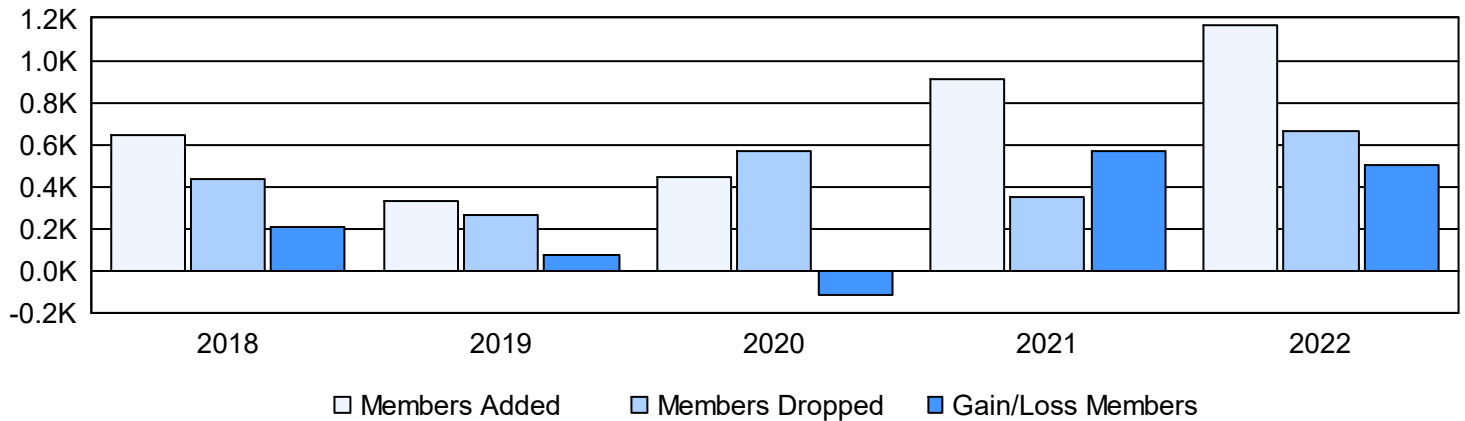


Year	New Clubs	Dropped Clubs	Gain/ Loss Clubs	New Members	Charter Members	Reinstate Members	Transfer Members	Total Member Added	Total Members Dropped	Gain/ Loss Members
2017-2018	11	0	11	290	303	32	22	647	437	210
2018-2019	2	0	2	226	83	18	8	335	261	74
2019-2020	9	0	9	171	262	16	0	449	569	-120
2020-2021	19	0	19	431	448	29	2	910	346	564
2021-2022	28	0	28	445	685	26	8	1,164	659	505
<b>Average</b>	<b>14</b>	<b>0</b>	<b>14</b>	<b>313</b>	<b>356</b>	<b>24</b>	<b>8</b>	<b>701</b>	<b>454</b>	<b>247</b>

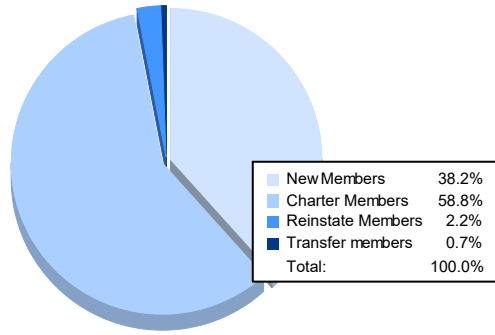
### Clubs



### Members



### Membership Composition June 2022 Cumulative



### Gender Composition June 2022 Cumulative

